



ANNUAL REPORT 2010



JOE MANCHIN III
GOVERNOR
STATE OF WEST VIRGINIA

PAUL A. MATTOX, JR, PE
SECRETARY
DEPARTMENT OF TRANSPORTATION

JOE E. MILLER
COMMISSIONER
DIVISION OF MOTOR VEHICLES

Joe E. Miller

COMMISSIONER OF MOTOR VEHICLES

Steven O. Dale

DEPUTY COMMISSIONER

EXECUTIVE STAFF

Esther Miller

Executive Assistant

Sue Miller

Secretary

Phyllis D'Alessio

Administrative Services Assistant

Monica J. Price

Executive Assistant

Tami Robertson

Office Assistant

Natalie Harvey

Public Information Specialist

Debbie McCormick

Executive Assistant

Patricia Wherle

Education & EEO Coordinator

Jennifer Floyd

Graphic Designer

DIRECTORS

David H. Bolyard, Director

Driver Services

Glenn O. Pauley, Director

Vehicle Services, IRP, Dealers

Jill C. Dunn, General Counsel

Legal Services

Jerry Conrad, Director

Management Services

Pete Lake, Director

Regional Offices and Call Center

Bobby Tipton, Director

Governor's Highway Safety Office

Dempsey Totten, Director

Support Services, Investigations, & Security

Wilbur Thaxton, Director

Information Services

TABLE of Contents

Commissioner's Foreword.....	2	Investigation, Security, & Support Services.....	18
New Legislation.....	4	Statistics.....	18
Governor's Highway Safety Program.....	5	Legal Department.....	19
GHSP Public Information.....	6	Administrative Hearing Totals.....	19
<i>Citations and Warnings Totals</i>	6	Management Services.....	20
<i>Counts, Recoveries, and Arrest Totals</i>	6	Receiving & Processing.....	20
GHSP Seat Belt Initiatives.....	7	Accounting.....	20
GHSP Federal Funding Policy Compliance.....	7	Purchasing/Accounts Payable.....	21
<i>GHSP Funding Sources and Expenditures</i>	7	Warehouse/Inventory Supply.....	21
GHSP Crash Information.....	8	Revenue Trend in US Dollars Total.....	21
Driver Services.....	9	Agency Revenue by Source Totals.....	22
Driver Licensing.....	9	Agency Expenditures Totals.....	22
Licensed Drivers by County.....	10	Regional Office and Call Center Services.....	23
Driver Examination Pass and Fail Totals.....	11	Calls Presented vs Call Handled Totals.....	23
<i>Motorcycle Credentials, Exams, and Training</i>	11	The Regional Office and Call Center Services	
<i>Graduated License's and Learners Permits</i>	11	Section Responsibilities.....	24
<i>Class "E"</i>	11	Call Center Inquiry Totals.....	24
<i>Commercial Driver's License Components</i>	11	Regional Office Totals.....	25
Total Credentials Currently Issued.....	11	Regional Offices Operation Totals.....	25
Driver Improvement.....	12	Vehicle Services.....	26
License Revocations/Suspensions.....	12	Titles and Registrations.....	26
Driver's License Compact.....	12	Title and Registration Transaction Totals.....	26
Revocation/Suspension Totals.....	13	Vehicle Registrations by Class Totals.....	27
Driving Under the Influence (DUI).....	13	Personalized License Plates Totals.....	27
Offenses Requiring Revocations Totals.....	13	Vehicle Registration by County Totals.....	28
Alcohol Test and Lock Program Totals.....	13	Special and Organizational License Plates.....	29
Medical Suspensions.....	13	Motorboat Registrations by County Totals.....	30
Student Attendance Program Totals.....	13	<i>Boat Registration Types</i>	30
Point System Totals.....	13	<i>Fee Paying Motor Boat Sizes</i>	30
Reported Traffic Conviction Totals.....	14	Dealer Services/Leasing.....	31
Resident Violators in Nearby States Totals.....	14	Registered Vehicle Dealers Totals.....	31
Nonresident Violator Totals.....	14	Total Vehicle Dealers by Type.....	31
Resident Violator Totals.....	14	Vehicle Dealer Oversight.....	32
Violations Reported: All States.....	15	Motor Carrier Services.....	32
Compulsory Insurance.....	16	Other Motor Carrier Operations.....	33
Court Report Totals.....	16	Motor Carrier Goals and Objectives.....	33
Accident Report Totals.....	16	Total Accounts.....	33
Driving Record Totals.....	16	IFTA Participation Totals.....	33
Judgment Totals.....	16	Commercial Driver's License Holders Totals.....	33
Fraudulent Totals.....	16	IRP Revenue Totals.....	33
Cancellation Totals.....	16	Road Tax Registrant Totals.....	33
Information Services.....	17	IRP Registrant Totals.....	33
Data Entry Unit.....	17		
Information Services Helpdesk.....	17		
Records Management Unit.....	17		

DMV Regional Offices



Beckley
107 Pinecrest Drive
Beckley, WV 25801

Charles Town
24 Ruland Road
Kearneysville, WV 25430

Clarksburg
105 Platinum Drive, Suite D
Bridgeport, WV 26330

Elkins
1029 N Randolph Avenue
Elkins, WV 26241

Flatwoods
295 Skidmore Lane
Sutton, WV 26601

Franklin
HC 61, Box 18A, Suite 300
(Thorn Creek Road)
Franklin, WV 26807

Huntington
801 Madison Avenue
Huntington, WV 25701

Kanawha City
5707 MacCorkle Avenue, SE
Suite 400
Charleston, WV 25317

Lewisburg
148 Maplewood Avenue
Lewisburg, WV 24901

Logan
428 Main Street
Logan, WV 25601

Martinsburg
1438 Edwin Miller Blvd.
Martinsburg, WV 25401

Moorefield
410 S Main Street
Moorefield, WV 26836

Morgantown
1525 Deckers Creek Blvd.
Morgantown, WV 26505

Moundsville
400 Teletech Drive, Suite 100
Moundsville, WV 26041

Parkersburg
3001 Dudley Avenue
Parkersburg, WV 26104

Point Pleasant
1408 Kanawha Street
Point Pleasant, WV 25550

Princeton
198 Davis Street
Princeton, WV 24740

Romney
HC 64, Box 2570
(Rt. 50 & Ridge Loop Rd.)
Romney, WV 26757

Spencer
115 Church Street
Spencer, WV 25276

Weirton
Municipal Plaza, Suite 100
Weirton, WV 26062

Welch
92 McDowell Street
Welch, WV 24801

Williamson
225 E 3rd Avenue
Williamson, WV 25661

Winfield
116 Liberty Square
Winfield, WV 25526

COMMISSIONER'S Foreword



The Mission of the Division of Motor Vehicles is to ensure the ethical interpretation and application of motor vehicle and related laws, provide essential motor vehicle and driver services, promote highway safety, and collect revenue for transportation programs.

The accomplishments in this report will demonstrate that the Division of Motor Vehicles (DMV) kept operation costs down and continued to return a high percentage of revenue to the West Virginia Road Fund. Just as important, the DMV sustained excellent customer service to the motoring public through our Call Center and 23 fully-staffed Regional Offices across the state. Highlights for Fiscal Year 2010 include:

- *The Regional Offices handled 1,466,624 customers and brought in revenue in the amount of \$106,134,249; the Call Center handled 547,540 calls at a 97% answer rate.*
- *As a result of DMV's interest in customer service, credit cards may be used for most transactions. In fiscal year 2010, a combined total of 209,780 credit card transactions were processed totaling \$18,943,375.*
- *Relocation of DMV headquarters to "The Shops at Kanawha" was finalized for most offices in November of 2009, with the Motor Carriers section completing the move in March of 2010.*
- *Legislation passed for the electronic insurance verification program, which was created to monitor uninsured motorists via three methods: 1.) through law enforcement traffic stops; 2.) through Batch processing at DMV; and 3.) at the initial registration of vehicles. The Request for Quote (RFQ) is complete and ready for bid. The electronic insurance verification program will be self-supporting through penalty fees.*
- *The Governor's Highway Safety Program reported that traffic fatalities have decreased from 380 in 2008 to 356 in 2009. The unofficial total number of fatalities for 2010 is 311. The confirmed number is pending final reports and investigations. An official number will be released mid-2011.*
- *The DMV's Electronic Commercial Driver's Licensing Program (eCDL) was recognized again this year through:*
 - *2010 Bright Ideas Award, Harvard University Kennedy School of Business.*
 - *2010 National Association of State Certified Information Officers (NASCIO) Award Finalist.*
 - *The program is currently in Phase III of development and implementation, with a \$500,000 grant from the Federal Motor Carrier Safety Administration. The grant money will be used to fund real-time audio and video verification materials, live tracking software and materials, and other fraud prevention materials and software.*



- *DMV now participates fully in the National Motor Vehicle Title Information System (NMVTIS), which is a system that allows the DMV to instantly and reliably verify title information both in paper and electronic form.*

Ongoing projects include:

- *Replace current Driver's License System to become REAL ID compliant. The bid award is pending and the projected implementation date for the new system is late Spring 2011.*
- *Automated Driver Testing System – The bid is awarded and currently being installed in the regional offices.*
- *E-Temp Tag – Currently being rolled out to dealers through the state IT vendor, WV Interactive. E-Temp tag lays the foundation for paperless titling, electronic lien perfection, and electronic sweeping of DMV fees and taxes.*
- *Motor Carrier One-Stop-Shop – With the focus on customer service, DMV proposes to streamline services for the motor carrier industry by allowing carriers to fulfill DMV, PSC, Tax, and DOH oversize, overweight permit services at "one stop", either electronically or through collaboration of agencies.*
- *Digital License Plate – Roll out a new "flat" license plate and a more cost effective and environmentally friendly streamlined processing of plates, renewal notices, document production, and mailing.*
 - *RFQ being finalized.*
- *New Business Modernization System – Linking all major databases (vehicle services, driver services and DMV's financial system) into one integrated business system, establishing one customer record. Current systems do not communicate with each other resulting in duplicate entry.*

NEW Legislation

House Bill 4172

Special License Plate Transfer Authority to DMV

Allows Non-Profit organizations to apply directly to DMV for special license plates.

House Bill 4223

Haven's Law

Increases penalties for passing a stopped school bus, and provides for driver's license revocation upon conviction.

Senate Bill 394

Electronic Insurance Verification

Authorizes DMV to establish an electronic insurance verification system to identify uninsured motorists.

Senate Bill 396

Updates commercial driver's license (CDL) requirements to meet Federal requirements.

Senate Bill 698

Adds mini trucks to the implement of husbandry category of vehicles.

Senate Bill 186

Changes the DUI law to establish a separate office to handle driver's license revocation hearings, and allows expungement of criminal charges for first offense low BAC offenders upon completion of an Ignition Interlock Program.

Senate Bill 354

Revises the crash report processes to reflect electronic entry and submission of reports.

House Bill 4524

Adds utility vehicles such as mules and gaters to the definition of ATV.

House Bill 4534

Erin's Law

Increases the criminal penalty for knowingly failing to stop and render aid after a motor vehicle crash involving a fatality.



THE GOVERNOR'S Highway Safety Program



The Governor's Highway Safety Program (GHSP) is the lead agency for West Virginia's participation in federally mandated and funded highway safety improvement measures. The Division of Motor Vehicles oversees the GHSP, which is located at 5707 MacCorkle Ave. Se, Charleston, WV 25317. The Division's Commissioner, Joe E. Miller, is Governor Manchin's representative for highway safety.

The Governor's Highway Safety Program encourages, promotes, and supports eight traffic safety programs throughout West Virginia. These traffic safety programs cover all fifty-five counties in West Virginia and are located in the population centers of Beckley, Bluefield, Charleston, Clarksburg, Huntington, Parkersburg, Martinsburg, and Wheeling. Their mission is to develop and implement the measures that their regions require to lower crashes, injuries, and fatalities on the roadways in West Virginia. This decentralized plan allows for maximum flexibility and accuracy in the identification of highway safety problems. The entire state is covered by these eight programs. Traffic safety programs receive approximately 60% of West Virginia's federal highway safety improvement funding. These traffic safety programs also assist the GHSP and the Division of Motor Vehicles in informing the public about highway safety enhancement legislation.

The Governor's Highway Safety Program evaluates its performance annually according to the progress it has made in meeting the following goals in FY 2009.

- Reduce the fatality rate per 100 million miles traveled (VMT) from 2.08 in 1998 to 1.75 in 2012. (FY 2009 rate 1.79).
- Reduce the fatality rate per 100,000 residents from 23 in 1998 to 19 in 2012. (FY 2009 rate 19.56)
- Reduce the number of A and B injuries per 100 million miles traveled from 66.5 in 1998 to 50 in 2012. (FY 2009 - 36)
- Reduce the alcohol fatality rate of .84 in 1998 to less than .50 in 2012. (FY 2009 - .58)
- Reduce the percentage of alcohol related fatalities from 42% in 1998 to less than 30% in 2012. (FY 2009 - 32%).

The above information is based on preliminary 2009 data.

Public Information

The GHSP is pleased to report that we are making steady progress towards the 2012 goals. The objectives are to be met by combining state, regional, and local efforts. Years of declining injuries and deaths suggest that our efforts are having an effect on driver behavior in West Virginia.

The GHSP public information efforts focus on awareness, education, and the promotion of highway safety initiatives such as seat belt use, consequences of impaired driving, child passenger seat safety, and motorcycle safety. Changing driver behavior is emphasized as the key to successful highway safety programs.

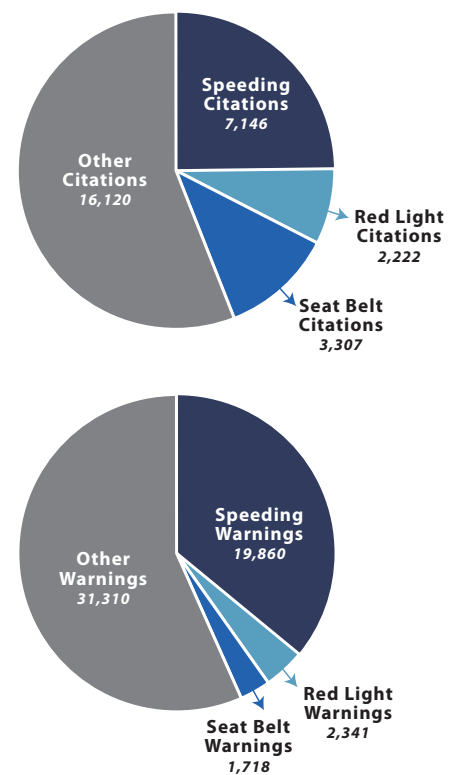
In September 2004, the Governor's Highway Safety Program and its law enforcement partners kicked off a year-long sustained impaired driving enforcement campaign which extended through 2010. The plan was to commit to 1,526 high visibility enforcement events and 780 public education events along with training, media events, and age specific activities. High visibility enforcement events included sobriety checkpoints, low manpower checkpoints, saturation patrols, and point of sales enforcement directed patrols. This renewed emphasis on sustained enforcement coupled with the .08 BAC legislation should help reduce the number of alcohol-related fatalities, injuries, and crashes.

The GHSP participates in the NHSTA Region III Impaired Driving Initiative - "Checkpoint Strike-Force". We are working closely with the Commission on Drunk Driving Prevention and state and local law enforcement agencies to reduce the alcohol-involved fatality rate from its level of 32%.

In FY 2010 there were 286 Full Sobriety Checkpoints, 85 Phantom Checkpoints, and 34 Occupant Protection Checkpoints held in West Virginia, for a total of 405. The number of vehicles contacted was 178,889 and occupants estimated exceeded 250,000. There were 174 DUI arrests at checkpoints with over 3,000 citations issued.

In FY 2010 the GHSP funded 46,149 hours of enforcement activities:

Citations & Warnings



Counts, Recoveries & Arrests

	Totals		Totals
Under Age Drinking	967	Felony Arrests	344
DUI Arrests	1,967	Misdemeanor Arrests	1,961
Child Restraints	297	Fugitives Recovered	78
Driver's License Revoked	543	Weapons Recovered	72
Driver's License Suspended	1,738	Vehicles Recovered	35

The GHSP offered the following training to law enforcement in FY 2010:

- 1) *Operating sobriety checkpoints: 5 classes, 102 students*
- 2) *Child Passenger Safety: 6 classes, 77 students*
- 3) *Child Passenger Safety Recertification 8 hr.: 4 classes, 94 students*
- 4) *4- 8 hr Kidz in Motion (CEU) classes, 99 students*
- 4) *DUI Update: 16 classes, 198 students*
- 5) *SFST Update: 16 classes, 210 students*
- 6) *Traffic Occupant Protection Strategies (TOPS): 3 classes, 57 students*

The GHSP's goal for FY 2011 will be to broaden its training activities and increase the number of students completing training.

Training Breakdown

	Hours of Instruction	Number of Students	Man Hours
DUI Training	280	1,842	14,178
Occupant Protection	210	253	3,334
Other	56	50	1,392
Totals	546	2,145	18,904

GHSP Seatbelt Incentives

In 2000, West Virginia had the lowest seat belt usage rate in the country at 49.5%. At that time, the GHSP developed and adopted the Click It or Ticket Enforcement Model. The seat belt usage rates began to climb with the use of aggressive high visibility enforcement coupled with a paid, targeted media message. The rate climbed to 52% in 2001 and peaked at 89.5% in June of 2008. That year revealed a 40% increase in eight years of using the CIOT Model. In 2009 the rate fell slightly to 87%. While it concerned us we realize that the last 13% would be the toughest to reach. The June 2010 Scientific Survey

was released in October 2010 and it revealed a 4.75% decline from 87% of the previous year. The GHSP, and our Highway Safety partners will be working hard to reverse this unexpected trend. Plans are in effect to redouble our efforts and identify our risk population.

We certainly believe that an upgrade to the West Virginia Seat Belt Law, from a secondary enforcement to primary enforcement, would increase the usage rates and ultimately help reduce the fatality and injury rates in West Virginia.

The GHSP has designated occupant protection as a top priority. We have contracted the services of a full-time law enforcement liaison to coordinate our efforts with the law enforcement community. Agencies who fully participate in this project are awarded funding for training, equipment, and overtime enforcement projects. The GHSP also offers four training classes in occupant protection issues - Traffic Occupant Protection Strategies (TOPS) and Child Passenger Safety (CPS), with eight hour Kidz In Motion classes and eight hour CPS recertification classes. Along with training on these issues, the GHSP also provides funding for Child Passenger Safety Clinics and Safety Seat programs throughout West Virginia. In FY 2010, the GHSP conducted six thirty-two hour NHSTA Child Passenger Safety Technician classes with 77 students successfully completing the course.

GHSP Federal Funding Policy Compliance

NHTSA grant funding policy states that no more than 10% of a NHTSA grant may be expended on administrative cost. Federal statute requires that local political subdivisions be allocated at least 40% of all federal highway safety funding the State receives. GHSP distributed over 60% of its FY 2010 federal funding to various local governments, exceeding the requirements.

NHTSA requires that the State match at least 25% of all NHSTA funding received by GHSP. West Virginia's FY 2010 allocation exceeded this requirement.

GHSP Funding Sources & Expenditures

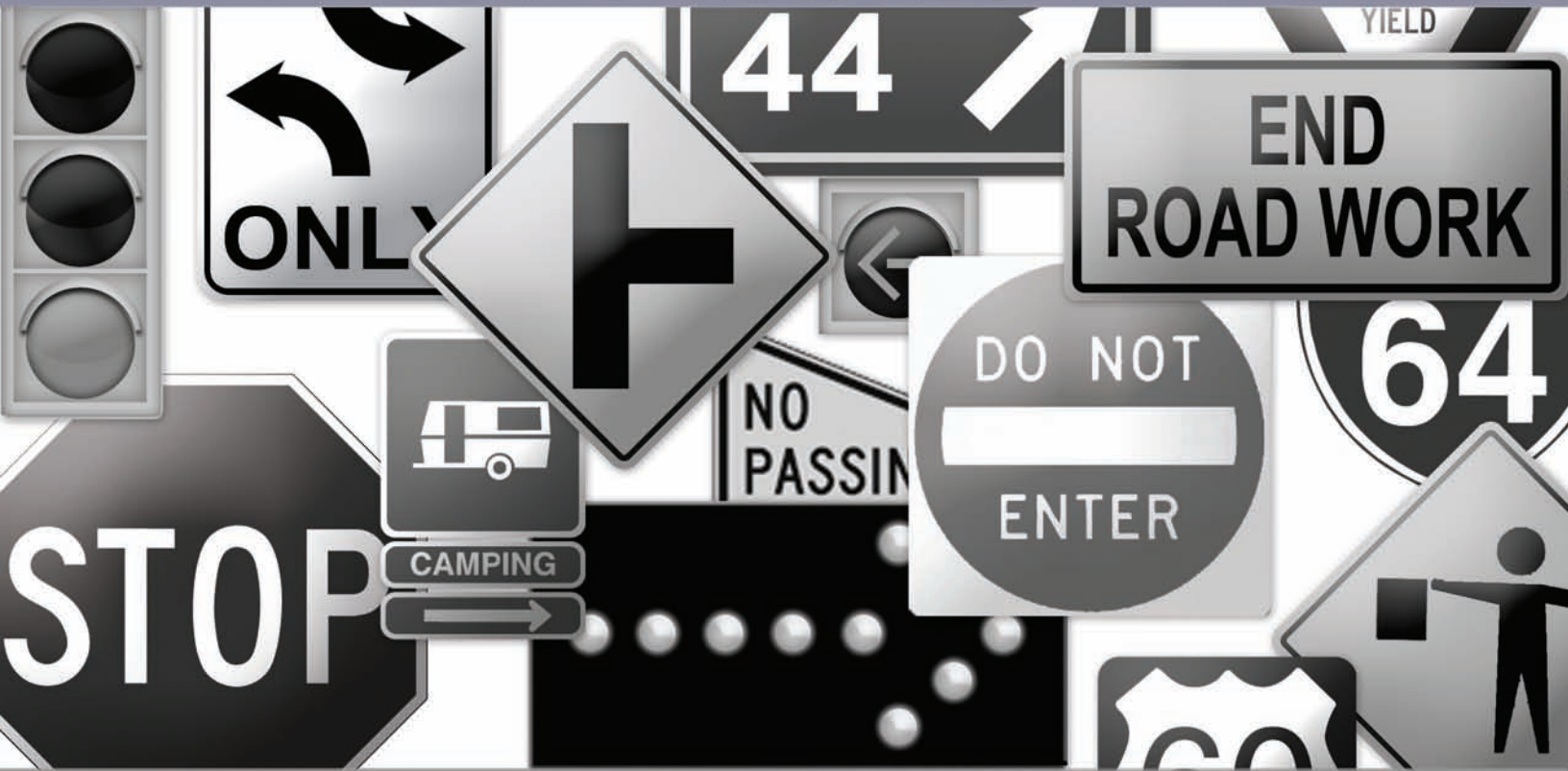
	Federal Funds	Matching Funds
Planning and Administration	\$133,117.96	\$133,117.96
Project Funds	\$5,511,312.60	\$1,278,000

GHSP Crash Information

	2008	2009
Crashes	42,561	41,559
Fatalities	378	356
Serious Injuries	8,641	7,130
Total Injuries	18,744	17,807
Alcohol Related Crashes	2,770	2,578
Alcohol Related Fatalities	126	115
Alcohol Related Injuries	1700	953
Alcohol Related Fatality Percentages	34%	32.3%
Underage Alcohol Sales	18.03%	15.69%
Seal Belt Usage Rates	89.5%	87%
Motorcycle Crashes	759	704
Motorcycle Fatalities	52	25
Motorcycle Injuries	834	672
Speed Related Fatalities	97	120
Speed Related Fatality Percentages	25%	33.7%
Pedestrian Fatalities	13	21
ATV Fatalities	36	28
ATV No Helmets	23	26
ATV Unknown Helmets	6	0

All information provided is the most current on file.

DRIVER Services



Driver Licensing

West Virginia's classified driver's license system specifies vehicle types that a licensee may operate. The class of licensees range from operators of 80,000 pound combination vehicles (Class A) to persons who are restricted to the operation of motorcycles only (Class F). The classified driver's license system ensures that licensees operate only those types of vehicles for which they have the proper training and safety record.

The Division of Motor Vehicles is linked to the National Problem Driver Point Systems (PDPS) for inter-jurisdictional tracking of driver records. The computerized system searches the driving records of licensed applicants by name, birth day, and in the case of commercial applicants only, Social Security number.

West Virginia implemented the graduated driver licensing program January 1, 2001. Under the new system, teen drivers are eligible for an instruction permit (Level 1) at age 15, an intermediate license (Level 2) at age 16, and a full license (Level 3) at age 17.

The Division's innovative digitized driver's license system has introduced one-stop shopping to its customers and virtually eliminated the delays inherent in doing business with the Agency via U.S. mail. New licenses, duplicates, and renewals are available in minutes at any Division of Motor Vehicles' Regional Office. The computer-generated license system reduces the risk of fraudulent issuance and increases the efficiency of record keeping. The system stores the facial images of licensees, thus providing reliable identification for subsequent transactions. Licensees have the option to store a digital finger image in their license record as an extra security precaution.

Licensed Drivers by County FY 2010

County	Class E	Class D	CDL	Total	County	Class E	Class D	CDL	Total
Barbour	9,856	477	714	11,047	Mingo	17,891	484	992	19,367
Berkeley	68,014	1,400	3,521	72,935	Monongalia	52,255	1,417	1,346	55,018
Boone	15,469	523	908	16,900	Monroe	8,910	315	617	9,842
Braxton	8,633	502	776	9,911	Morgan	11,088	260	737	12,085
Brooke	15,270	218	768	16,256	Nicholas	17,365	766	1,367	19,498
Cabell	65,220	1,734	2,301	69,255	Ohio	31,804	443	1,239	33,486
Calhoun	4,581	247	366	5,194	Pendleton	5,237	176	502	5,915
Clay	6,080	408	521	7,009	Pleasants	4,557	173	332	5,062
Doddridge	3,563	203	309	4,075	Pocahontas	5,530	317	549	6,396
Fayette	30,006	1,279	1,886	33,171	Preston	20,498	924	1,635	23,057
Gilmer	3,895	232	335	4,462	Putnam	37,130	1,403	1,823	40,356
Grant	7,624	248	752	8,624	Raleigh	49,624	1,735	2,382	53,741
Greenbrier	25,010	1,206	1,461	27,677	Randolph	18,782	1,007	1,295	21,084
Hampshire	15,025	277	1,265	16,567	Ritchie	6,757	295	532	7,584
Hancock	23,495	194	1,017	24,706	Roane	9,267	424	695	10,386
Hardy	9,043	206	812	10,061	Summers	7,328	255	471	8,084
Harrison	48,107	2,128	2,297	52,532	Taylor	9,262	470	556	10,288
Jackson	20,089	682	1,227	21,998	Tucker	4,577	238	324	5,139
Jefferson	37,029	588	1,417	39,034	Tyler	5,770	148	321	6,239
Kanawha	129,703	4,640	5,447	139,836	Upshur	14,881	741	1,209	16,831
Lewis	11,878	676	1,218	13,772	Wayne	20,291	478	1,170	21,939
Lincoln	12,873	707	1,102	14,682	Webster	5,874	334	460	6,668
Logan	22,809	1,083	1,343	25,235	Wetzel	12,897	436	699	14,032
Marion	40,151	1,853	1,654	43,658	Wirt	3,908	146	311	4,365
Marshall	20,237	275	956	21,468	Wood	59,570	1,559	2,630	63,756
Mason	17,201	435	907	18,543	Wyoming	14,705	410	947	16,062
McDowell	13,808	406	834	15,048		Class E	Class D	CDL	Total
Mercer	41,102	977	2,150	44,229					
Mineral	19,778	439	1,128	21,345	TOTALS	1,201,307	39,597	64,533	1,305,437

All information provided is the most current on file.



Motorcycle Credential Exams And Safety Training FY 2010

	PASS	FAIL
Motorcycle Skills Test	1,454	588
Motorcycle Written Exam	8,706	5,101
Combined Exams Total	10,160	5,689
Safety Training Total	1,404	

Driver Examination Totals - FY 2010 *Graduated License's & Learners Permits*

	PASS	FAIL
GDL Level 1 Written Exam	15,318	22,265
GDL Level 2 Skills Exam	9,911	2,388
Learner's Permit Exam	22,918	26,562
GDL & Learner's Total Exams	48,147	51,215

Driver Examination Totals - FY 2010 *Class "E" (Regular Driver's License)*

	PASS	FAIL
Driving Skills	18,370	5,143

Driver Examination Totals - FY 2010 *CDL (Commercial Driver's License)*

	PASS	FAIL
General Knowledge	1,912	1,649
Air Brakes	1,853	779
Combination Trailers	1,278	539
Doubles & Triples	382	116
Tanker Trailers	855	173
Hazardous Materials	1,397	643
Passenger Endorsement	618	279
Pre-Trip Inspections	2152	209
Basic Control Skills	2045	158
Skills Testing	1996	85
School Bus	481	173
CDL Totals	14,969	4,803

Total Credentials Currently Issued

Type of Credential	2010 FY Total
Female Licensed Drivers	657,805
Male Licensed Drivers	647,281
Children's IDs	7,352
Employee IDs	34,585
Non-Driver IDs	180,487

Driver Improvement

The Division of Motor Vehicles' Driver Improvement Unit administers laws and regulations governing the restriction, suspension, revocation, and restoration of driving privileges. The Unit also schedules driver re-examinations, issues driving records, and administers the Division's Safety and Treatment Program for DUI offenders.

The Division's Safety and Treatment Program allows private behavioral health providers and state-funded facilities to offer educational and rehabilitative services, thus maximizing availability of the program to DUI offenders. This program helps DUI offenders acknowledge the effects of alcohol on their lives, and provides them the means to resolve their alcohol-related problems.

The Division's Alcohol Test and Lock Program makes it possible to restrict rather than revoke the driving privileges of DUI offenders. A breath alcohol content monitor is wired into the ignition of participants' vehicles. Vehicles so equipped will not start unless an acceptable breath sample is submitted. DUI offenders are ineligible for Test and Lock during any appeal of their license revocations, have a previous conviction for driving while revoked/suspended within the last six months, or have been convicted of DUI involving a controlled substance. Participants must first serve a license revocation and enroll in an approved DUI Safety and Treatment program. Test and Lock enables participants to avoid the disruption of their lives that a DUI would cause. The Division of Motor Vehicles' statistics show that the rate of DUI recidivism is much lower among Test and Lock participants than among the general population. Thus, Test and Lock benefits both society and the problem driver.

West Virginia cooperates with other states in tracking unpaid and unresolved traffic citations. The Division suspends the licenses of West Virginia motorists who fail to satisfy a complaint originating from other U.S. jurisdictions. Licenses are eligible to be reinstated upon proof of satisfaction.

The Division of Motor Vehicles tracks problem drivers and takes corrective measures when necessary to ensure that all licensees drive responsibly. Those who fail may lose their driving privilege through the accumulation of points against their license. The Division also suspends the license of any person under the age of 18 who is not a high school graduate or currently enrolled in school or a general education development (GED) program. *See Charts* →

License Revocations/Suspensions

The Division of Motor Vehicles' responsibility does not end with the issuance of a driver's license. The Division monitors the driving activity of all licensees through a number of methods.

The Driver's License Advisory Board is appointed by the Governor with the advice and consent of the Senate. The Board advises the Commissioner of Motor Vehicles on vision standards and medical criteria relevant to the licensing of drivers. The Board's 5 members are all physicians, one of whom must be an ophthalmologist.

The main purpose of any license suspension is to protect the public from drivers who operate their vehicle in an unsafe or illegal manner, and to offer opportunities for motorists to improve their driving through participation in safety and training programs.

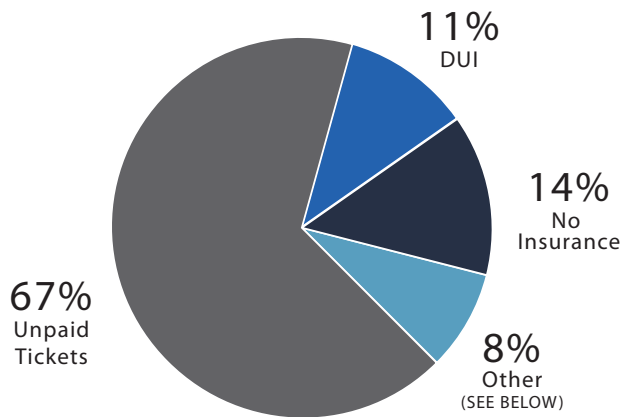
West Virginia was one of the first states to implement extra-judicial administrative sanctions for DUI offenders. The Federal Government followed West Virginia's lead; now requiring all states to perform an administrative review of all DUI arrests in order to remain eligible for certain Federal Transportation and Safety grants. *See Charts* →

Driver's License Compact

The Driver's License Compact is an agreement among 46 states to report non-resident traffic offenders to their home jurisdictions.

44 states allow non-resident motorists to accept a traffic citation for certain violations and proceed on their way without delay. Member states reciprocally suspend the driver's licenses of their residents who fail to satisfy a traffic complaint issued in another state.

Revocation/Suspension Totals



TOTAL 89,998

Other Breakdown	
Point System Violations	1,272
Truants / Drop-outs Under 18	1,312
Failed Re-examinations	162
Medical	184
Fraudulent Applications	35
Under 21 - Any Measurable Alcohol	84
GDL - 2 or More Tickets	141
Driving While Revoked/Suspended	4,443
Unpaid Child Support	18

Driving Under the Influence (DUI)

	FY 2009	FY 2010
DUI Revocations	9,584	9,893
Under 21 Any Measurable Alcohol	106	84
Hearings Held	1,862	1,366
Decisions Rendered	1,805	1,255
Concurrent Revocation (2 Issues)	1,508	1,339
Magistrates Total Convictions	5,260	5,059
Circuit Court Total Convictions	26	18
Municipal Court Total Convictions	90	17
Safety & Treatment Program Completions	5,555	5,525

Offenses Requiring Revocations

	FY 2009	FY 2010
Reckless Driving (3rd Offense in 24 Mo.)	0	2
Driving While Revoked or Suspended	5,829	4,443
Speed Racing (On a Public Highway or Street)	12	29
Hit & Run (Personal Injury)	0	23
Manslaughter (Negligent Homicide)	3	5
Leaving the Scene of an Accident	21	38

Alcohol Test and Lock Program

	FY 2009	FY 2010
Applications - Approved & Denied	1,749	2,160
Installations	1,238	1,899
Enrollees Completing & Removed	655	1,089
Person's Disqualified	154	156

Medical Suspensions

	FY 2009	FY 2010
Medical Suspensions	198	184
Re-Exam Suspensions	150	162

Student Attendance Program

	FY 2009	FY 2010
Notices Received	4,632	5,707
License Suspensions	853	1,312
License Reinstatements	864	1,022

Point System

	FY 2009	FY 2010
Letters of Caution Issued	12,193	11,736
Suspensions	1,437	1,272
Hearings	18	9
Reinstatements	1,130	1,038

Reported Traffic Convictions

	FY 2009	FY 2010
Reckless/Hazardous Driving	1,335	1,268
Speeding in a School Zone	192	191
Speeding	17,597	20,204
Hit and Run (Bodily Injury)	0	2
Leaving Scene of Accident	566	586
Passing a School Bus	73	96
Improper Passing	503	564
Improper Signal/ No Signal	253	133
Improper Lane Change	209	201
Failure to Keep in Proper Lane	100	122
Failure to Follow Police Officer's Instructions	15	14
Failure to Yield to an Emergency Vehicle	125	112
Failure to Obey Traffic Signal/Control Device	3,678	4481
Driving Left of Center	641	606
Driving Too Fast for Conditions	141	138
Failure to Keep Vehicle Under Control	1,728	1,652
Failure to Yield When Merging	1,005	932
Following Too Closely	352	336
Driving with More Than 3 People in Front	42	34
Driving Wrong Way on a One-Way Street	179	155
Driving on Wrong Side of Road	7	9
Making Improper Turn	229	258
Improper Backing	67	59

Resident Violators in Nearby States

	FY 2009	FY 2010
Virginia	10,169	9,349
Maryland	4,789	4,955
Ohio	5,350	5,805
Kentucky	1,074	1,041
North Carolina	98	73
South Carolina	983	1,175
Pennsylvania	1,858	1,703

Non-Resident Violator

	FY 2009	FY 2010
Non-Compliance Reports for Other States	4,986	6,893
Non-Compliance Files Closed Upon Proof of Completion	1,657	4,715
License Suspended for Failure to Comply	3,329	3,151
Notices Mailed to Other States	6,005	5,648

Resident Violator

	FY 2009	FY 2010
Notices Received	79,751	79,813
Suspensions	62,179	60,105
Reinstatements / Cleared	38,134	33,456



Violations Reported: All States

State	FY 2009	FY 2010	State	FY 2009	FY 2010
Alabama	99	96	Missouri	59	66
Alaska	*	*	Montana	12	25
Arizona	56	47	Nebraska	19	14
Arkansas	23	21	Nevada	14	9
California	59	34	New Hampshire	6	3
Colorado	30	33	New Jersey	194	181
Connecticut	35	20	New Mexico	16	16
Delaware	60	75	New York	343	342
District of Columbia	*	*	North Carolina	98	73
Florida	410	364	North Dakota	22	23
Georgia	204	204	Ohio	5,350	5,805
Hawaii	31	31	Oklahoma	29	35
Idaho	20	16	Oregon	19	23
Illinois	139	204	Pennsylvania	1,858	1,703
Indiana	274	245	Rhode Island	*	*
Iowa	34	25	South Carolina	983	1,175
Kansas	80	57	South Dakota	9	10
Kentucky	1,074	1,041	Tennessee	161	131
Louisiana	25	45	Texas	112	20
Maine	3	5	Utah	16	15
Maryland	4,789	4,955	Vermont	*	1
Massachusetts	6	5	Virginia	10,169	9,349
Michigan	100	88	Washington	14	31
Minnesota	15	17	Wisconsin	44	38
Mississippi	23	11	Wyoming	35	41

Compulsory Insurance

The Division of Motor Vehicles monitors motorist compliance with West Virginia's compulsory automobile insurance law in several ways. Vehicle registrants are required to complete an owner's state of insurance when a vehicle is registered. Through random sample verification procedures, motorists are asked to provide current proof of insurance, and insurance companies are asked to confirm owners' statements of insurance. Accident reports submitted by investigating law enforcement officers are checked for insurance information. Court reports of citations for failure to have insurance are also used. Penalties for driving without insurance include both license and registration suspension. Below is an accounting of the Division's insurance-related administrative actions.



Court Reports

	FY 2009	FY 2010
Suspension Letters	18,314	16,678
Driver's License Suspensions	11,617	10,619
Vehicle License Suspensions	6,514	7,032
State Police (Serve Orders)	2,431	2,618
Total Accident/Court Suspension Letters	22,357	23,253

Accident Reports

	FY 2009	FY 2010
Pending Suspension Letters	1,187	2,283
Driver's License Suspensions	701	1,106
Vehicle License Suspensions	488	801
State Police (Serve Orders)	207	360

Driving Records

	FY 2009	FY 2010
Total Driving Records Processed	50,048*	37,680
Certifications	14,033*	12,771

* Indicates Correction from Last Fiscal Years' Report

Judgments

	FY 2009	FY 2010
Pending Suspension Letters	373*	345
Driver's License Suspensions	355*	525
Vehicle License Suspensions	50*	26
State Police (Serve Orders)	2*	21

* Indicates Correction from Last Fiscal Years' Report

Fraudulent

	FY 2009	FY 2010
Fraudulent Suspension Letters Processed	131	128
Driver's License Suspensions (Stops on file)	91	159
Vehicle License Suspensions (Stops on File)	30	93
State Police Secure Orders	25	16

Cancellations

	FY 2009	FY 2010
Driver's License Suspensions	380	459
Vehicle License Suspensions	403	364
Certified Suspension Letters	832	927
State Police (Secure Orders)	390	608

INFORMATION Services



Data Entry Unit

The Data Entry Unit verifies, enters, and distributes vehicle title and registration information and related reports. This unit also assists the DMV Regional Offices by performing general information and technology troubleshooting services agency wide. This unit is the primary contact for technical support for Division of Motor Vehicles employees or customers related to Systems Operations and the primary point of contact for technical support of the Automated Testing System. The section is also responsible for adding, modifying, or deleting access to the mainframe and networks while maintaining privacy standards as required.

Information Services Helpdesk

The Information Services Help Desk provides support to Division of Motor Vehicles employees. Among these duties are verifying, entering, and deleting information from PDPS (Problem Driver Pointer System) and CDLIS (Commercial Driver License Information System), reviewing driver history/information to determine eligibility for issuance of a license, overseeing the Digital Image Exchange program by running reports and updating user information as needed, providing technical support for the Driver License/Identification system and backup support for the Automated Testing systems.

Records Management Unit

The Records Unit maintains the Agency's records, responds to information requests from legally authorized sources, and is responsible for the optical imaging/Document Management Systems for all Division of Motor Vehicles files.

INVESTIGATIONS, SECURITY, & Support Services

Statistics for FY 2010

External Investigations Completed	690
Internal Investigations Completed	18
Employees Trained for EEO	N/A
Grievance Hearings Completed	11
CDL Tests (Normal Observation)	1806
CDL Tests (Covert Observation)	319
Employees Train - CDE & CME Training Classes	25
Employees Train - CDL (Recertification)	26
Employees Train - CDE (Certification)	5

The Investigation, Security, and Support Services Section is responsible for conducting all investigations, including internal employee and external customer fraud, title, license, odometer and privilege tax fraud, I.D. theft, and stolen vehicles, along with providing fingerprint and background checks for Driver License and CDL examiners.

This section also provides program oversight in the administration of CDL Skills Tests given by Third Party Examiners and conducts Low Vision testing for the Division of Motor Vehicles. This section ensures that all grievances are filed properly and handled in a timely manner along with conducting Level I Grievance Hearings for the Division.

The West Virginia Electronic-Commercial Driver License received over \$1,000,000 in federal grant funding for continued research of development of software. This software will permit Third Party Commercial Examiners to test multiple state residents in a professional and wireless manner. The enhanced version of the National & State award winning West Virginia eCDL software is under development at the Marshall University/Rahall Transportation Institute with input of personnel in this unit. The enhanced version will also allow additional states to upgrade their Commercial Drivers License programs.

The Director of this section represents the Department of Transportation and the Division of Motor Vehicles on the WV Executive Branch Privacy Team Committee, which promotes the protection of personally identifiable and confidential information. This section also ensures compliance with relevant privacy laws and serves as a resource and clearinghouse for best practices, along with facilitating implementation of privacy policies and procedures which impact customers, clients, and employees to ensure that they reflect a customer and employee orientation and best practices of the public and private sectors.

LEGAL Department



Administrative Hearings

Type of Hearing	FY 2009	FY 2010
Driving Under the Influence of Alcohol	1,862	1,366
Point Systems	18	9
Compulsory Insurance	7	6
X-Files	0	0
Fraudulent Driver's License	1	0
Resident Violators	1	4
Student Attendance Program	0	0
Driving on Revoked License	1	2
Total Administrative Hearings Held	1,890	1,387
↑ DUI Related	1,862	1,366
Total Administrative Decisions Rendered	1,805	1,255

The Legal Services Section provides legal advice on all issues before the Division of Motor Vehicles. It ensures the ethical interpretation and enforcement of all laws within the agency's purview, provides legal advice on all issues before the DMV and its boards, and directs representation of the agency before administrative and civil tribunals.

Fiscal Year 2010 marks the last year that the division is responsible for conducting administrative hearings as a result of the passage of S.B.186, which authorizes the newly created Office of Administrative Hearings to assume the hearing function.

MANAGEMENT Services



The Management Services section performs the Division of Motor Vehicles' various administrative and fiscal tasks including revenue control, bad check collection, purchasing, auditing, accounting, and title entry.

Receiving and Processing

The Receiving and Processing Section processes title work and vehicle renewals received via U.S. mail. During FY 2010, the unit processed 168,307 vehicle titles and title applications. The efficient operation of this unit enables the Division to deposit \$52,260,008 in privilege tax remittances from vehicle owners within hours of receipt and track the status of title work during processing. This Section processed a grand total of 260,473 checks from customers, with a total value of \$62,385,699. The Receiving and Processing Section sent 86,709 pieces of certified mail with the Division receiving the recipients' signatures over the internet during FY 2010.

Accounting

The Accounting Section is responsible for depositing and recording the \$254,019,887 collected in revenue during FY 2010. Privilege taxes, which the State uses to match federal highway construction grants, accounted for \$148,313,958 of the total. 1,171 checks drafted in the amount of approximately \$144,237 were returned to the Division for insufficient funds. During FY 2010, the Accounting Section received \$112,213 in payments for 805 returned checks.

Purchasing/Accounts Payable

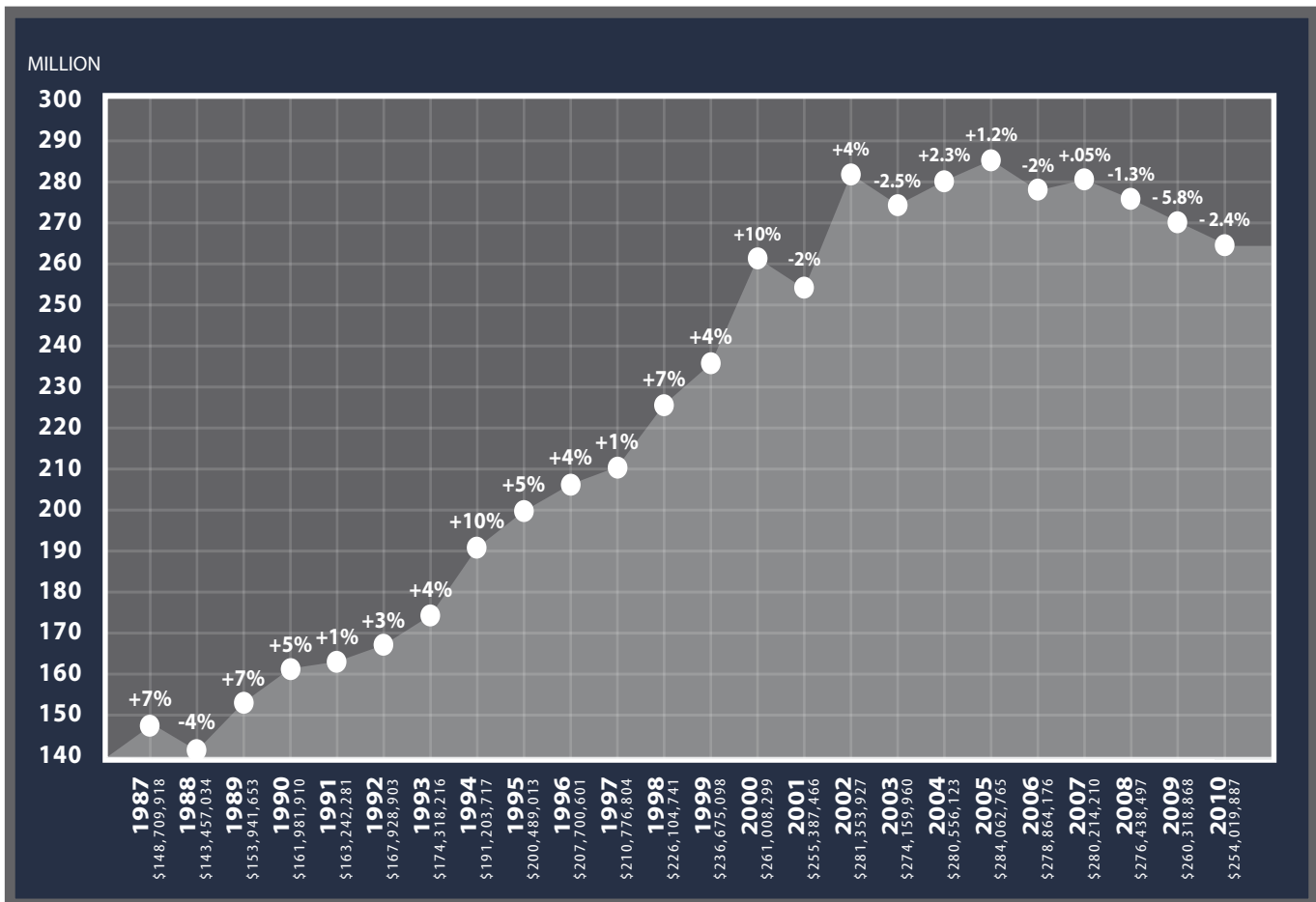
The Purchasing/Accounts Payable Section oversees the Division's expenditures, facility maintenance, employee travel/training, and fixed assets, along with providing budgetary and financial advice. This section also order office supplies, forms, and manuals for distribution to the Division's offices.

Warehouse/Inventory Supply

The Division's Warehouse/Inventory Supply is responsible for ordering and maintaining the inventory of all Division of Motor Vehicles license plates, decals, titles, and registration documents for distribution to the Division's offices, Country Sheriff's offices, and CVR participating dealerships.

Credit cards are accepted at all Division of Motor Vehicles' Regional offices and at the main office in Charleston. During the past fiscal year, 209,780 credit card transactions amounting to approximately \$18,943,375 were processed. Credit card user fees in the amount of \$374,745 were paid by the Division during FY 2010.

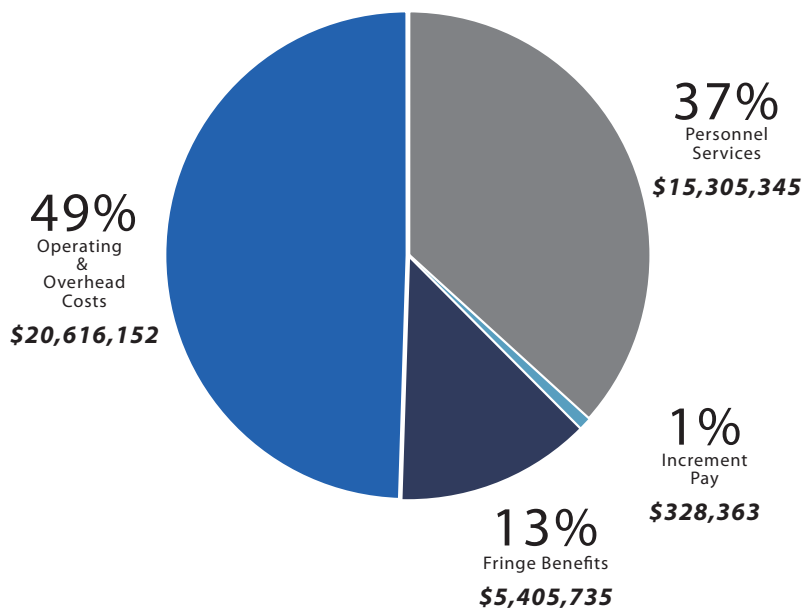
Revenue Trend in U.S. Dollars FY 1987 - 2010



Agency Revenue by Source

Road Fund	FY 2009	FY 2010
Other Road Fund Revenue	\$89,427,900	\$87,387,702
Privilege Tax	\$150,793,697	\$148,313,958
Litter Control Fee	\$1,673,488	\$1,539,128
Miscellaneous Fees	\$1,254,377	\$1,243,852
Special Revenue		
Motor Vehicles Fees Fund	\$3,900,580	\$3,748,646
Boat License (DNR)	\$202,764	\$78,081
Motorcycle Safety (DMV)	\$407,964	\$381,084
Voter Registration Fee (Secretary of State)	\$157,154	\$148,768
DMV/DNR Non-game Wildlife Fund (1 year)	\$203,690	\$199,366
DMV/DNR Non-game Wildlife Fund (2 year)	\$154,880	\$170,030
Ad Valorem	\$8,962,192	\$7,708,804
Environmental Cleanup	\$2,961,457	\$2,907,940
Dealer Recovery Fund	\$218,725	\$182,528
Prior Year Expiring Funds	\$0	\$0
Total Revenue	\$260,318,868	\$254,019,887

Agency Expenditures FY 2010

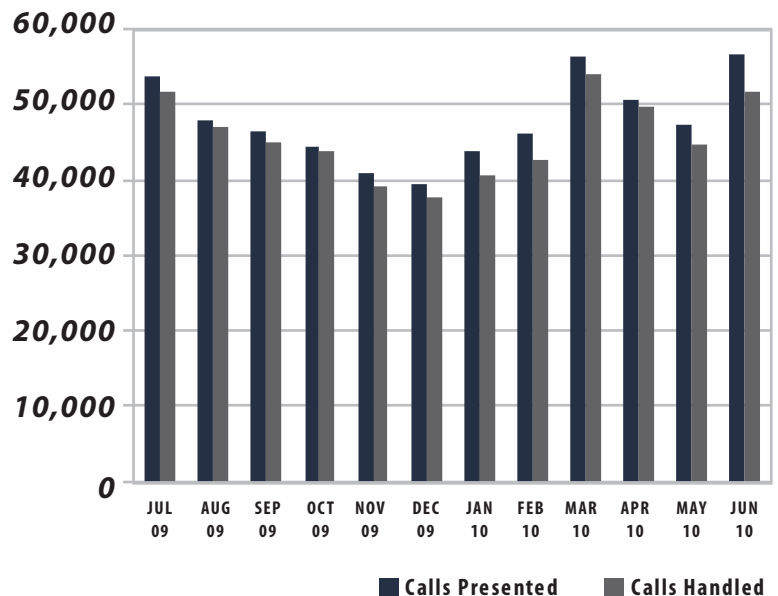


CALL CENTER & Regional Offices



The Regional Office and Call Center Services section continue to build on these accomplishments by strengthening customer satisfaction, customer service delivery, and keeping pace with the latest technologies to achieve higher levels of efficiency. West Virginia taxpayers have challenged the Division to produce the maximum return on their investment, and the Regional Office and Call Center Services does just that. We have accepted the taxpayers' challenge and are building for the future.

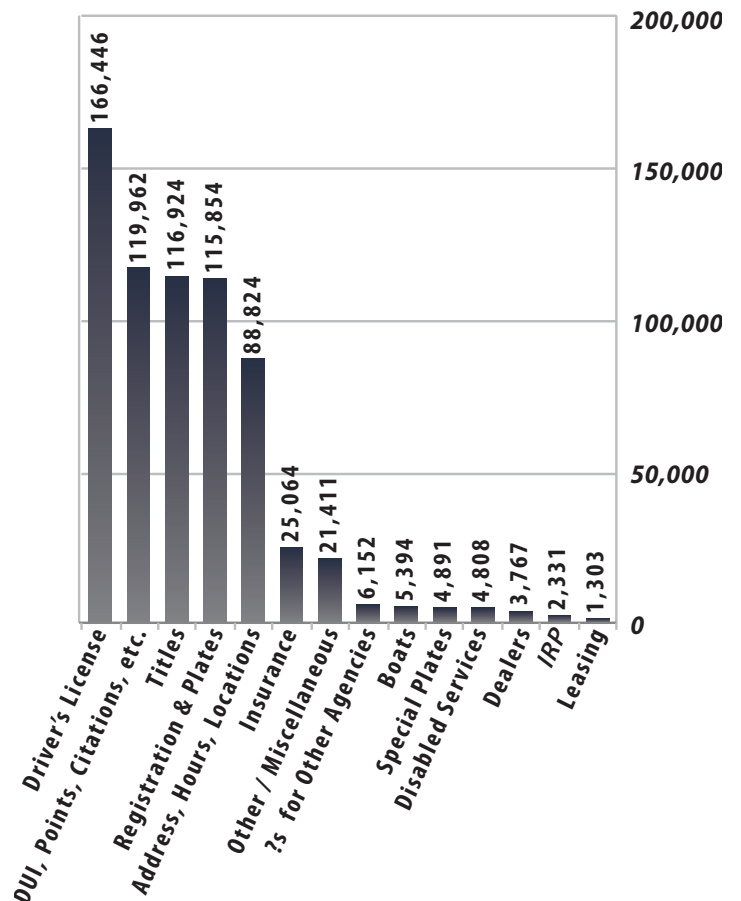
Call Presented vs. Handled *FY 2010*



The Regional Office and Call Center Services Section Responsibilities

- Collection of fees for the West Virginia Road Fund and other state agencies
- General customer inquiries
- Vehicle registration renewal
- Driver's license renewal
- Issuance of replacement documents
- Driver's license knowledge examinations and skills testing
- Motorcycle operator's knowledge examinations and skills testing
- Children's identification program
- Disabled parking placard and plate issuance
- Voter's registration application collection and submission
- Issuance of Barbers' and Cosmetologists' licenses
- Processing of identification cards for children in foster care under the auspices of the DHHR
- Production of driver records
- Host sites for administrative hearings
- Verification of insurance
- Confirmation of identification for domestic and foreign customers
- Transfer of out-of-state vehicle titles and driver's licenses
- Verification of school enrollment
- Confirmation of legal and valid driver status via the Problem Driver Point System
- Determination of eligibility of foreign applicants and temporary residents for driver or identification credentials
- Processing of State employee identification cards
- Determination of legal immigration status
- Confirmation of residents' physical addresses
- Verification of payment of county personal property taxes
- Customer mailings
- All-terrain vehicle orientation and safety courses
- Alcohol awareness
- Vehicle and driver historical research
- Distribution of driver's, commercial driver's, and motorcycle operator's manuals
- Verification county assessors' new resident vehicle privilege tax exemptions
- Verification of liens and encumbrances
- Compliance with judicial orders and settlements

Call Center Inquiry Totals FY 2010



Regional Office Totals & Revenues FY 2010

Office Location	Customers	Transactions	Revenue
Beckley	79,150	101,817	\$4,504,329.97
Charles Town	64,224	74,494	\$3,440,742.22
Clarksburg	92,514	118,106	\$5,557,083.40
Elkins	53,104	67,410	\$3,439,261.97
Fairmont	15,320	15,320	\$164,159.81
Flatwoods	42,543	53,520	\$4,293,733.90
Franklin	10,894	19,715	\$1,200,118.28
Huntington	92,272	127,236	\$8,638,667.97
Kanawha City	168,333	196,266	\$7,757,858.29
Lewisburg	44,080	54,782	\$2,385,824.85
Logan	49,634	58,306	\$2,899,149.67
Martinsburg	107,289	139,853	\$7,270,830.92
Moorefield	29,710	36,617	\$1,862,826.77
Morgantown	102,032	123,271	\$6,095,220.86
Moundsville	69,646	81,804	\$6,153,091.41
Parkersburg	101,574	132,444	\$9,281,915.02
Point Pleasant	26,254	34,289	\$1,938,901.28
Princeton	59,368	72,027	\$3,854,607.21
Romney	39,096	59,450	\$2,966,886.60
Spencer	25,668	35,539	\$1,830,242.17
Weirton	37,695	51,075	\$3,357,699.34
Welch	22,009	28,670	\$1,111,829.89
Wheeling	3,821	64,224	\$41,983.85
Williamson	23,511	29,314	\$1,730,816.27
Winfield	96,448	127,588	\$9,930,870.82
Total Revenue	1,466,624	1,891,337	\$106,134,297.22

Regional Office Operation Totals

Customers Served	1,466,624
Transactions Processed	1,891,337
Dealer Revenue Collected	\$30,305,668
Total Revenue Collected	\$106,134,297
Titles Instant Printed	128,287
Titles processed	419,985
Operator Renewals	489,726
Vehicle Renewals	360,074
Driver Examinations Skills	38,709
CDL Examinations (written)	13,023

VEHICLE Services



The Vehicle Services Section is composed of four sections within the Division that are connected by the requirement to title and register vehicles in West Virginia. They are as follows: Titles and Registrations, Dealer/Leasing Services, Motor Carrier, and Information Services.

Titles and Registrations

The Titles and Registrations Unit processes registrations and titles for all vehicles (including motorboats) and issues special license plates. Technological innovation has enabled the Unit to process all title work promptly upon receipt, track all title work in progress, and provide comprehensive information to customers who call in. Titles and Registrations has been aggressive in implementing federal mandates that require increased scrutiny of odometer statements and the use of special tamper-resistant forms for many title transactions.

Title & Registration Transactions

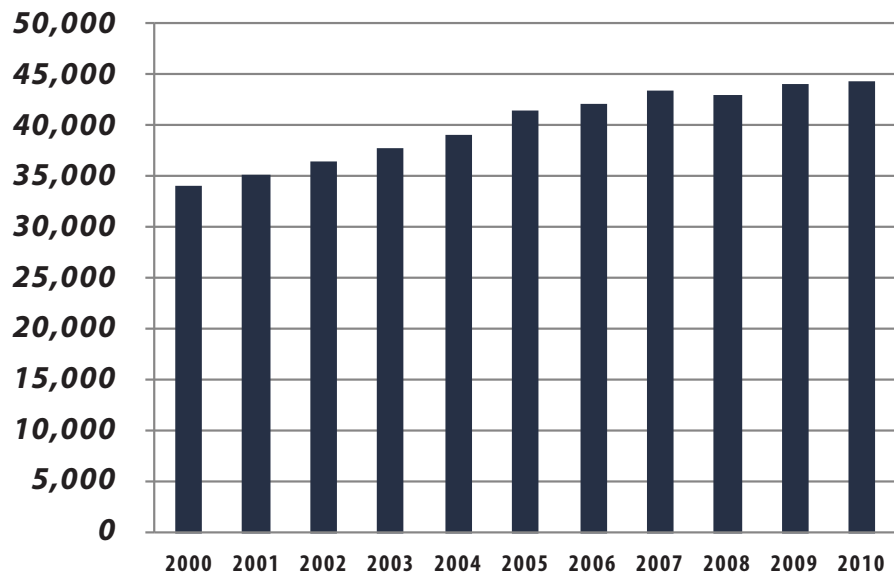
	FY 2009	FY 2010
Titles Processed	689,895	684,312
Title File Scans	688,916	689,335
License Plate Transfers	176,435	181,206
License Plate Exchanges	266	225
License Plate Dup. Issues	6,315	6,494
Dup. Decal Issues	7,985	7,611
Lien Recordings	223,353	214,230

Registrations by Class

		FY 2009	FY 2010
A	Passenger	1,303,181	1,324,650
B	Trucks	51,714	52,697
C	Trailers, Semis	144,562	155,613
G	Motorcycles	48,533	48,331
H	Buses	263	270
J	Taxicabs	134	138
M	Special Mobile Equipment	1,185	1,124
P	Government	37,340	38,948
R	Camping Trailers	33,041	36,961
T	Boat Trailers	93,175	102,634
V	Antique Vehicles	12,884	14,149
X	Farm Vehicles	2,928	2,995
Totals		1,728,940	1,778,510

Personalized License Plates

Year	Total
2000	34,043
2001	35,156
2002	36,497
2003	37,705
2004	39,103
2005	41,558
2006	42,204
2007	43,453
2008	43,008
2009	44,629
2010	44,789



Vehicle Registrations By County

County	FY 2009	FY 2010	County	FY 2009	FY 2010
Barbour	14,755	15,352	Mingo	24,977	25,422
Berkeley	94,737	98,283	Monongalia	62,681	65,705
Boone	21,845	21,975	Monroe	14,265	14,578
Braxton	*	14,718	Morgan	17,735	18,141
Brooke	18,475	18,653	Nicholas	28,146	29,269
Cabell	79,594	80,887	Ohio	39,187	39,794
Calhoun	7,380	7,642	Pendleton	9,733	10,041
Clay	9,417	9,520	Pleasants	7,017	7,166
Doddridge	5,257	5,450	Pocahontas	10,336	10,673
Fayette	43,570	44,591	Preston	31,347	33,227
Gilmer	6,667	6,835	Putnam	53,067	52,857
Grant	14,022	14,153	Raleigh	68,794	70,558
Greenbrier	39,472	40,596	Randolph	28,782	29,417
Hampshire	26,264	27,033	Ritchie	11,208	12,102
Hancock	29,611	29,889	Roane	14,137	14,557
Hardy	*	15,898	Summers	10,814	11,247
Harrison	66,716	68,908	Taylor	13,637	14,068
Jackson	30,195	31,233	Tucker	6,958	6,984
Jefferson	52,153	53,857	Tyler	8,028	8,286
Kanawha	178,037	182,570	Upshur	29,875	30,911
Lewis	19,756	20,327	Wayne	28,414	29,343
Lincoln	19,063	19,894	Webster	9,545	9,672
Logan	30,806	31,344	Wetzel	18,915	19,538
Marion	55,952	56,988	Wirt	6,186	6,366
Marshall	25,275	25,877	Wood	80,267	83,150
Mason	24,265	24,930	Wyoming	21,326	21,429
McDowell	18,596	18,691	Out-of-State	26,211	29,629
Mercer	56,049	57,051	Total	1,728,940	1,778,510
Mineral	29,987	31,235			

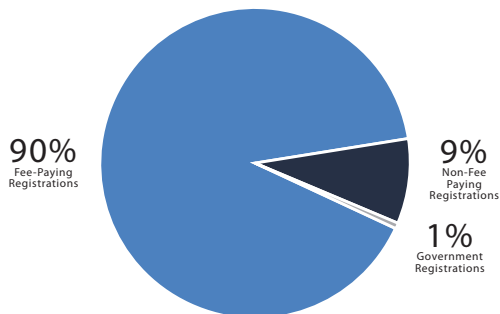
Special and Organizational Plates

	FY 2009	FY 2010
Military Organizations	5,300	5,497
Special Organizations	4,223	4,339
Patriotic	7,583	7,537
9-11 Commemorative	3,152	3,667
Silver-Haired Legislature	8	8
NASCAR	4,375	3,753
DNR Wildlife (Bird)	12,794	12,339
DNR Wildlife (Deer)	12,595	12,781
Whitewater Rafting	557	648
Breast Cancer Awareness	1,221	1477
4H/FFA	131	145
Character Education	45	49
Wounded Law Enforcement	27	29
Personalized	44,629	44,789
Veteran	14,410	14,331
EMS	1,169	2,540
Firefighter	1,813	1,671
Certified Firefighter	161	163
Volunteer Firefighter	1,581	1,656
Medal of Honor	1	1
Pearl Harbor	59	59
Purple Heart	3,080	3,032
Prisoner of War	236	222
Disabled Veteran	3,838	4,146
National Guard	502	653
Governor's Numbers	1,133	1,109
Legislative	167	155
Legislator	52	52
Amateur Radio	1,140	1,130
Antique	17,170	18,727
Mobility Impaired	6,491	6,587

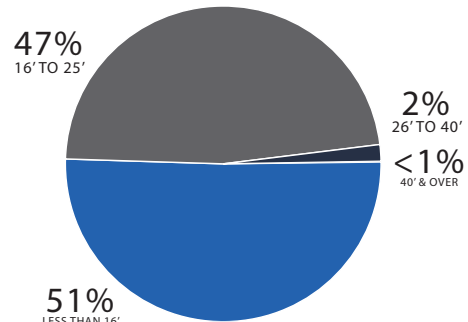
Motorboat Registrations by County

County	Fee Paying	Non-Fee Paying	Gov.	Total	County	Fee Paying	Non-Fee Paying	Gov.	Total
Barbour	465	58	1	524	Mingo	1,002	96	2	1,100
Berkeley	2,481	202	1	2,684	Monongalia	2,142	111	18	2,271
Boone	895	39	2	936	Monroe	365	27	1	393
Braxton	693	95	0	788	Morgan	601	86	0	687
Brooke	501	60	2	563	Nicholas	1,377	101	0	1,478
Cabell	2,311	105	4	2,420	Ohio	827	129	2	958
Calhoun	224	32	0	256	Pendleton	134	29	6	169
Clay	407	51	3	461	Pleasants	342	50	3	395
Doddridge	150	43	1	194	Pocahontas	219	33	0	252
Fayette	1,741	75	1	1,817	Preston	757	77	0	834
Gilmer	146	17	0	163	Putnam	1,867	128	3	1,998
Grant	372	71	0	443	Raleigh	2,563	84	4	2,651
Greenbrier	927	174	7	1,108	Randolph	634	105	2	741
Hampshire	687	185	1	873	Ritchie	442	108	6	556
Hancock	724	75	6	805	Roane	614	110	2	726
Hardy	426	147	0	573	Summers	451	16	4	471
Harrison	2,070	308	3	2,381	Taylor	642	40	1	683
Jackson	1,182	110	3	1,295	Tucker	146	26	0	172
Jefferson	1,080	85	1	1,166	Tyler	348	115	2	465
Kanawha	5,930	391	207	6,528	Upshur	899	70	4	973
Lewis	953	56	7	1,016	Wayne	1,296	19	5	1,320
Lincoln	811	32	1	844	Webster	421	36	0	457
Logan	1,122	76	3	1,201	Wetzel	612	121	2	735
Marion	1,861	209	1	2,071	Wirt	287	53	0	340
Marshall	862	185	3	1,050	Wood	2,872	362	12	3,246
Mason	911	136	2	1,049	Wyoming	1,070	56	1	1,127
McDowell	504	35	0	539	Out-of-State	186	12	0	198
Mercer	1,831	100	0	1,931	Total	56,171	5,492	367	62,003
Mineral	788	140	0	928					

Boat Registration Types At a Glance



Fee Paying Motor Boat Sizes At a Glance

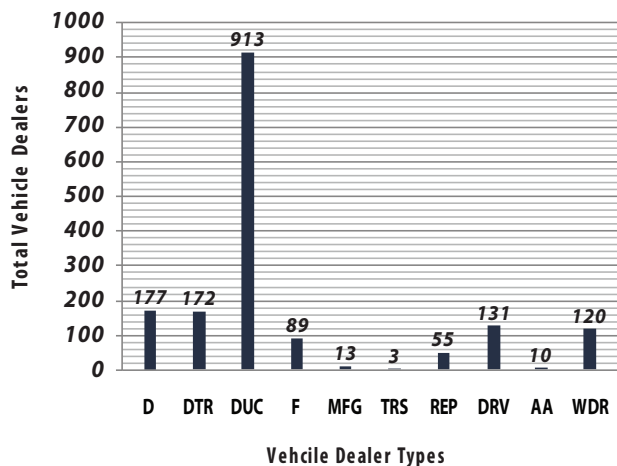


Dealer Services/Leasing

The Dealer Services section issues motor vehicle dealer licenses and license service operation permits, inspects reconstructed vehicles, and oversees temporary registration plate issuance by dealers and license services. West Virginia assesses leased vehicle taxes according to the value of a vehicle's lease, rather than the value of the vehicle itself. The Division accordingly allows a special process for titling leased vehicles. Dealer Services processed 2,450 leased vehicle titles during FY 2009. Annual revenues under this program have increased from \$854,000 to \$5,339,357 since FY 1995.

Registered Vehicle Dealers FY 2010

Registered Dealer Key • Dealer Classes	
D	New & used vehicles, not including motorcycles
DTR	Trailers, semi-trailers, and/or house trailers
DUC	Used vehicles, not including motorcycles
F	New & used motorcycles
MFG	Reconstructors, assemblers, and/or reassemblers of vehicles with special bodies
TRS	Transporters of vehicles to and/or from plants and agents of a manufacturer of purchaser
REP	Financial institutions authorized to repossess vehicles
DRV	Recreational vehicle dealers
AA	Auctioneers
WDR	Dealers in used parts, wreckers, and dismantlers of vehicles for resale of parts



County	AA	D	DRV	DTR	DUC	F	MFG	REP	TRS	WDR	Total
Barbour	0	1	0	0	9	0	0	0	0	3	13
Berkeley	1	5	4	13	74	4	0	2	0	6	109
Boone	0	2	2	3	10	2	0	1	1	0	21
Braxton	0	3	3	3	8	2	0	0	0	1	20
Brooke	0	1	2	1	8	2	0	1	0	2	17
Cabell	0	10	8	8	40	6	0	3	0	6	81
Calhoun	0	0	1	1	5	0	0	1	0	0	8
Clay	0	0	0	0	3	0	0	1	0	0	4
Doddridge	0	0	0	1	1	0	0	1	0	0	3
Fayette	0	3	1	1	14	0	0	2	0	0	21
Gilmer	0	0	0	1	4	0	0	0	0	0	5
Grant	0	1	1	1	8	1	0	1	0	0	13
Greenbrier	0	5	0	2	17	0	0	1	0	5	30
Hampshire	0	1	4	5	20	5	0	2	0	0	37
Hancock	0	4	1	1	12	1	0	1	0	2	22
Hardy	0	2	1	0	9	0	0	2	0	0	14
Harrison	1	8	5	4	55	5	0	0	0	6	84
Jackson	1	3	4	5	22	0	2	1	0	2	40
Jefferson	1	3	1	3	13	0	0	1	0	2	24
Kanawha	3	22	15	23	58	12	0	7	1	6	147
Lewis	0	4	3	2	10	0	0	1	0	4	24
Lincoln	0	0	0	0	10	0	0	0	0	4	14
Logan	0	3	3	3	10	2	0	1	0	0	22
Marion	0	5	1	1	15	1	0	2	0	4	29
Marshall	0	0	0	1	4	0	0	1	0	1	7
Mason	0	0	0	0	9	0	0	0	0	1	10
McDowell	0	6	3	5	50	6	1	1	0	6	78
Mercer	0	7	7	7	42	6	1	2	0	9	81
Mineral	0	3	4	3	22	2	0	1	0	1	36
Mingo	0	2	0	1	7	2	0	1	0	2	15
Monongalia	0	10	1	5	43	3	1	2	0	12	77
Monroe	0	0	0	1	8	0	0	0	0	1	10
Morgan	0	1	2	6	7	1	0	1	0	1	19
Nicholas	0	2	4	5	15	1	0	0	0	2	29
Ohio	0	11	5	5	17	4	0	1	0	5	48
Pendleton	0	0	0	1	5	0	0	1	0	1	8
Pleasants	0	1	2	1	4	0	0	1	0	0	9
Pocahontas	0	2	0	2	3	0	0	0	0	0	7
Preston	0	3	1	2	24	0	0	0	0	1	31
Putnam	1	4	6	5	16	2	1	0	0	3	38
Raleigh	1	12	9	9	40	4	1	0	1	3	80
Randolph	0	5	6	8	26	4	0	3	0	1	53
Ritchie	0	0	2	4	8	1	2	0	0	0	17
Roane	0	2	0	2	7	0	1	0	0	0	12
Summers	0	0	1	0	3	0	0	0	0	0	4
Taylor	0	1	0	0	9	1	0	1	0	2	14
Tucker	0	1	0	0	1	0	0	0	0	1	3
Tyler	0	2	0	0	2	0	0	0	0	0	4
Upshur	1	3	1	5	19	1	0	0	0	1	31
Wayne	0	2	4	2	13	0	0	0	0	4	25
Webster	0	0	1	1	5	0	0	0	0	1	8
Wetzel	0	1	3	2	10	2	0	0	0	0	18
Wirt	0	0	0	0	3	0	0	0	0	0	3
Wood	0	10	9	5	53	7	3	7	0	7	101
Wyoming	0	0	0	2	3	0	0	0	0	1	6
Total	10	177	131	172	913	90	13	55	3	120	1,684

Vehicle Dealer Oversight

	FY 2009	FY 2010
Dealers License	1,730	1,686
Dealer Pre-Application Inspections	130	161
Dealer Applicant Investigations	149	157
Dealer Compliance Investigations	1,318	2,235
Unlicensed Dealer Investigations	123	106
Reconstructed Vehicle Inspections	4,432	4,641
Temporary Registration Plates Issued	145,502	157,328
To Motorcycles	6,058	3,218
To Dealers	109,607	129,275
To License Services	24,992	23,164
To Auto Auctions	1,770	1,671
Leased Vehicle Titles Processed	2,450	2,556
Revenue Leased Vehicles	\$5,339,357	\$4,783,805
Rental Taxes Collected	\$1,437,170	\$1,354,115

Motor Carrier Services

This branch of the DMV oversees credential issuance to and revenue collection from the commercial trucking industry. The Motor Carrier Services Section administers West Virginia's participation in two multi-jurisdictional revenue and credential reciprocity compacts: the International Fuel Tax Agreement (IFTA) and the International Registration Plan (IRP). IFTA administers credentialing for commercial fuel taxes, and IRP regulates commercial vehicle registration.

The two compacts spearhead a technology-driven effort to simplify legal compliance procedures for the trucking industry and bring maximum economic efficiency to interstate and US-Canadian commerce. IRP and IFTA enable US and Canadian commercial motor carriers to operate throughout most of North America with tax and registration credentials issued by their home jurisdiction. The compacts require all vehicles of more than 26,000 pounds gross vehicle weight (GVW) and having three or more axles to register their vehicles and pay their fees in their home jurisdictions.

Ten (10) Canadian provinces and all of the states of the continental US recognize IRP credentials. IFTA credentials are valid for travel in all of Canada and the continental US.

The Motor Carrier Services Section also serves as the lead agency for the Commercial Vehicle Information Systems Network (CVISN) and other Intelligent Transportation Systems/Commercial Vehicle Operations (ITS/CVO) initiatives directed by the Federal Motor Carrier Safety Administration. CVISN and ITS/CVO initiatives are focused on streamlining government regulatory processes by consolidation of functions and electronic data exchanges.

Other Motor Carrier Operations

- Collection of apportioned ad valorem fees for West Virginia counties
- Advice and training for law enforcement personnel and others concerning policies, regulations, and statutes pertaining to commercial vehicles
- Processing and issuance of fuel tax decals for intrastate motor carriers

Motor Carrier Goals and Objectives

- Relocate IRP office to a more convenient location for WV motor carriers
- Make IRP/IFTA credentialing available through the DMV's Regional offices
- Continue to introduce new motor carriers to electronic credentialing and self-credentialing
- Streamline administration of motor carrier credentialing and taxation
- Reduce administrative paperwork and enhance compliance with motor carrier regulations through technology
- Continue the PRISM program to improve the safety performance of high-risk carriers



IFTA Participation

	FY 2009	FY 2010
Members	2,317	2,255
Decals Issued	13,701	13,037

Commercial Driver's License Holders

	FY 2009	FY 2010
Holders	64,421	70,638

IRP Registrants

	FY 2009	FY 2010
Power Units	10,323	10,188
Carriers	2,917	2,571

Road Tax Registrants

	FY 2009	FY 2010
Members	2,563	1,961
Decals Issued	9,553	9,389

IRP Revenue

	FY 2010
Collected from WV-Based Carriers	\$6,097,179.46
Collected from Other States	\$10,291,305.81
Paid to Other States	\$5,030,907.20
Ad Valorem	\$7,711,353.43

Notes

WWW.DMV.WV.GOV

1-800-642-9066